Multi-Metrics Methodology for Assessment of Security, Privacy, and Dependability (SPD)

» Iñaki Equia, Frode van der Laak, Seraj Fayyad, Cecilia Coveri, Konstantinos Fysarakis, George Hatzivasilis, Balázs Berkes, Josef Noll

Feb2015

Example:
Privacy in a Social Mobility Use Case

- Social Mobility, including social networks, here: loan of vehicle
- Shall I monitor the user?

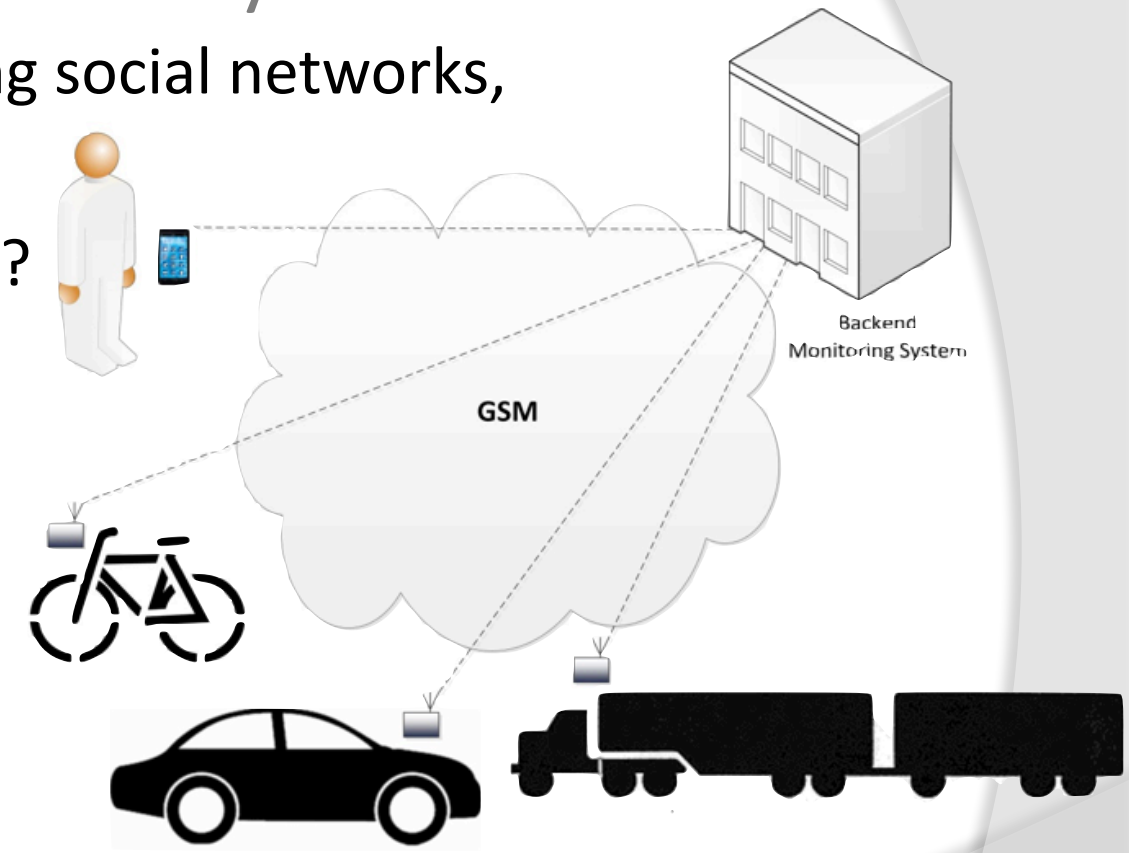

- «User behaves»: privacy ensured
- «User drives to fast»: track is visible
- «Crash»: emergency actions

Social Mobility Use Case

- Social Mobility, including social networks, here: loan of vehicle

- Sc1: privacy ensured, «user behaves»
- Sc2: track is visible as user drives too fast
- Sc3: Crash, emergency actions

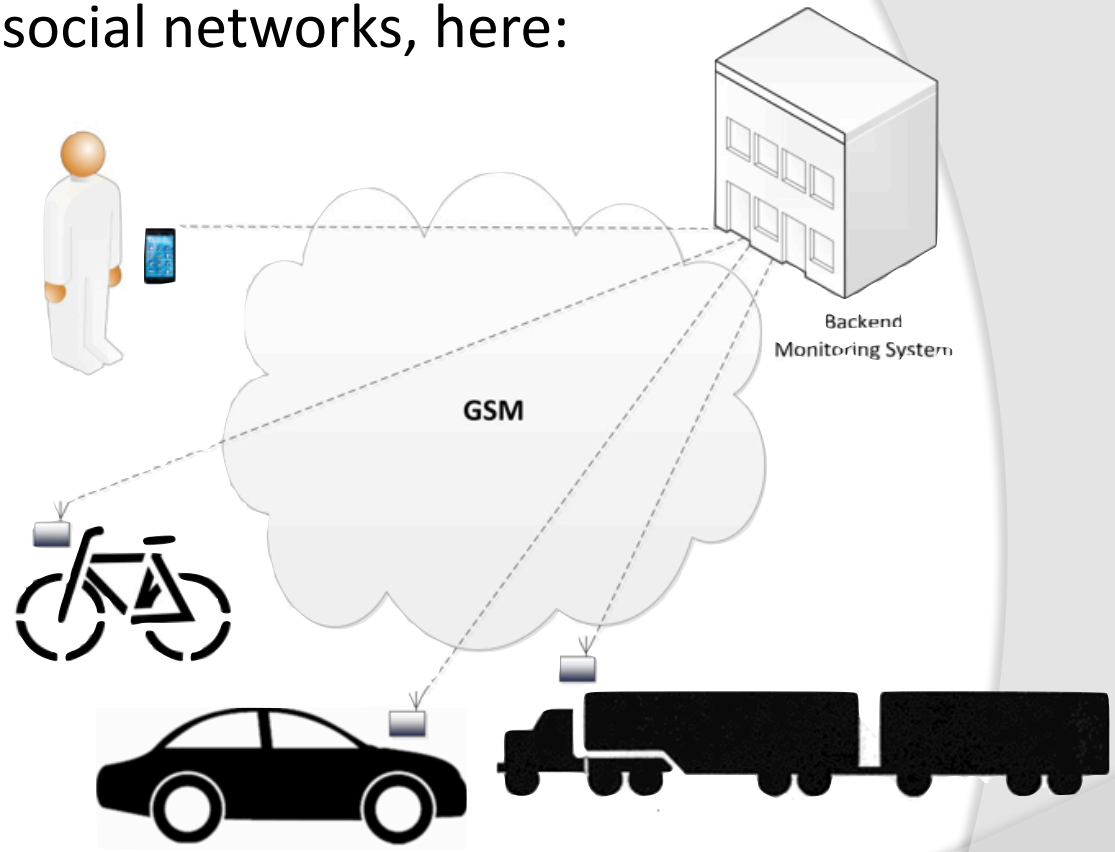

- Industrial applicability: Truck operation (Volvo), Autonomous operations on building places, add sensors (eye control)

Social Mobility Components

Applicable nSHIELD Prototypes (Px):

- 1-Lightweight Cyphering (P1)
- 2-Key exchange (P2)
- 3-Anonymity & Location Privacy (P10)
- 4-Automatic Access Control (P11)
- 5-Recognizing DoS Attack (P13)
- 6-Intrusion Detection System (P15)
- 7-Attack surface metrics (P28)
- 8-Embedded SIM, sensor (P38)
- 9-Multimetrics (P27)

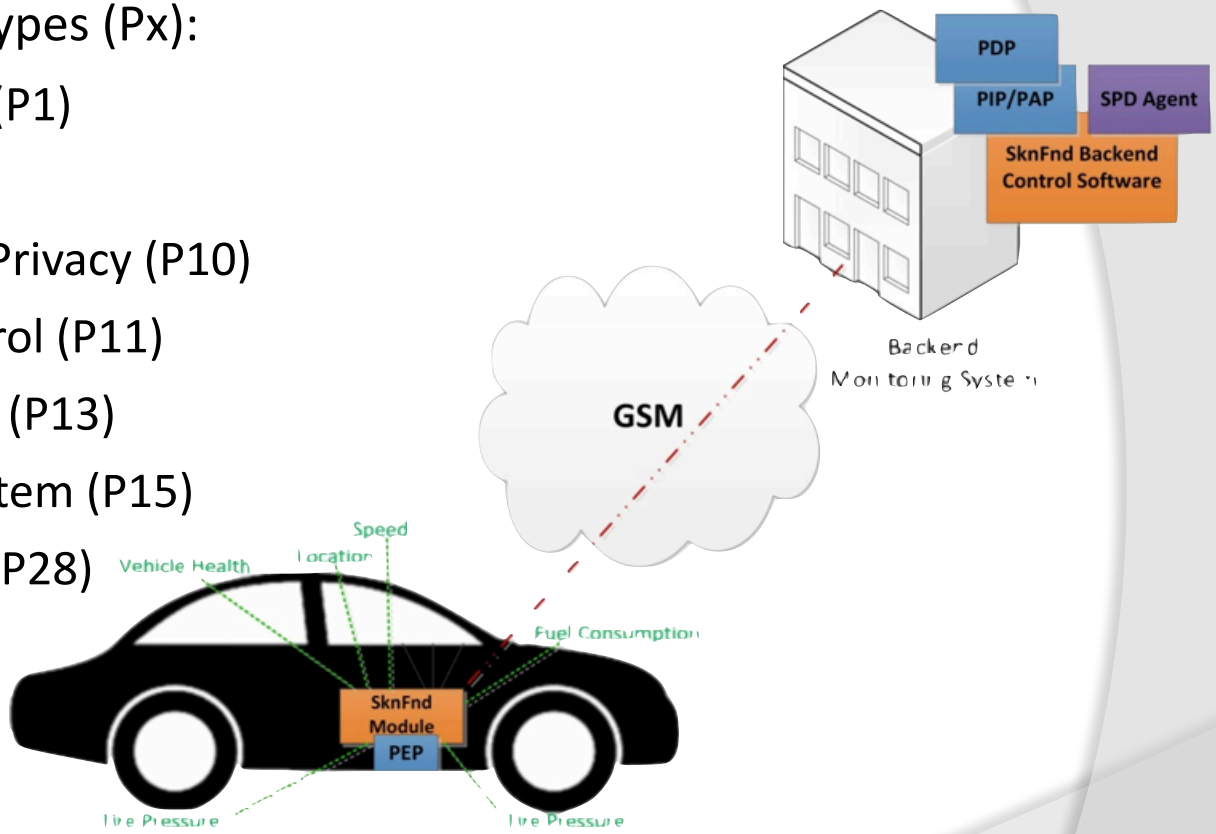

Social Mobility Main Focus

- Focus on «entry the industrial market»
- Identified challenges
  - industry «needs security» - with entry models
  - Communication module
  - Role-based access
  - Middelware (Multi Metrics v2)
- System Security, Privacy and Dependability is assessed
- $System_{SPD}$ is compared to $Goals_{SPD}$

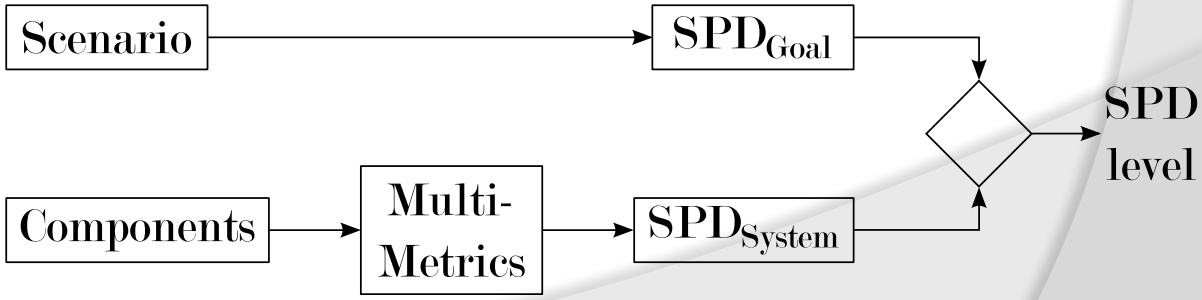

Multi-Metrics$_{v2}$ - system composition

- System consists of sub-systems consists of components
  - security
  - privacy
  - dependability

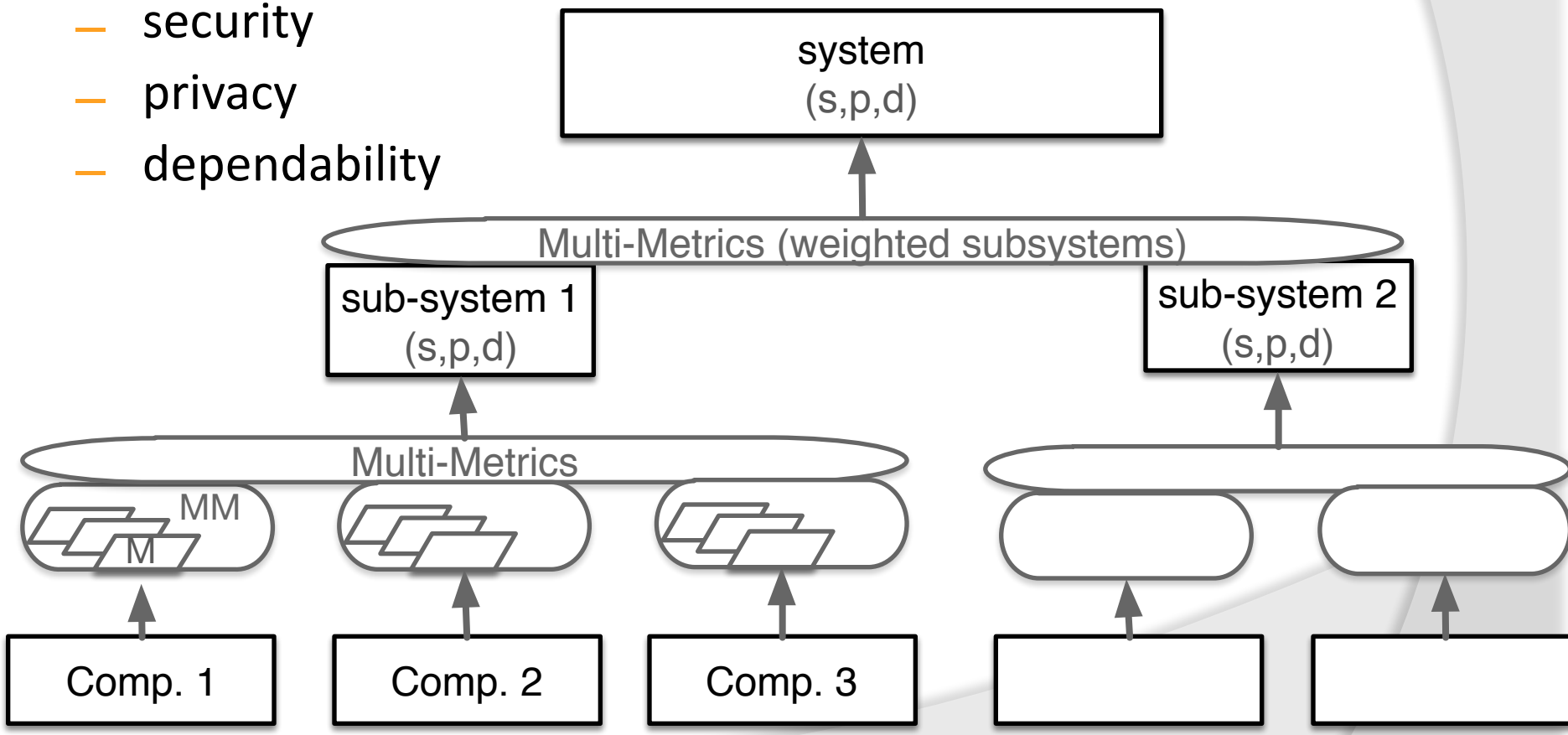

Multi-Metrics components

- Components have a security, privacy and dependability factor.
- Metrics assess the components

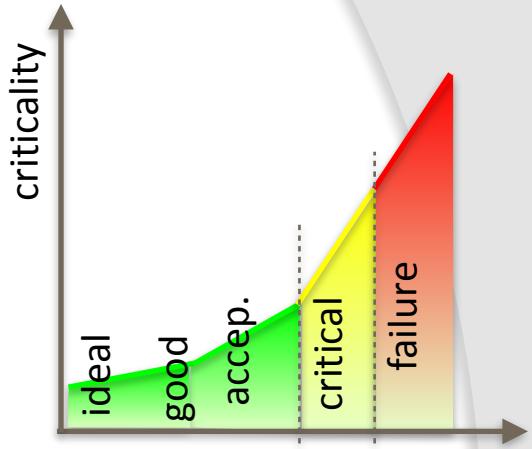

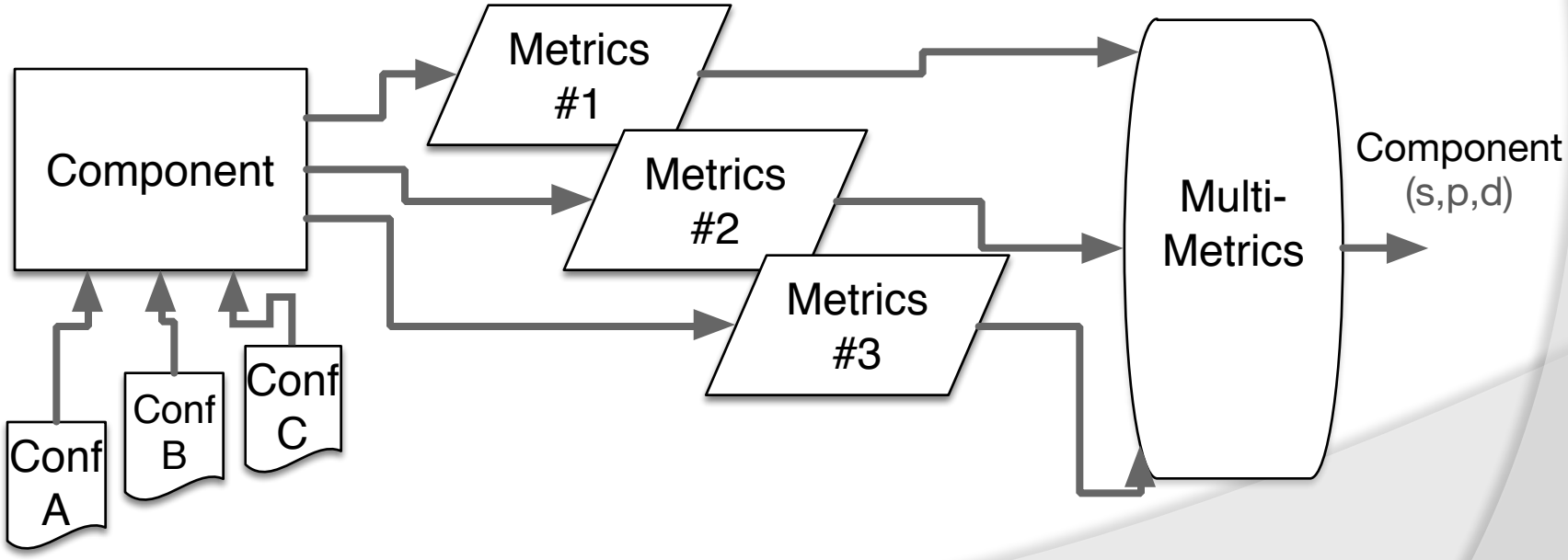

SHIELD Multi Metrics Approach

- Security, Privacy and Dependability
  - Specific application
  - Social Mobility: privacy scenario

		SPD_{Goal}	SPD level	
Scenario 1	Conf. A	(s,80,d)	(s,100,d)	(s,●,d)
	Conf. B		(s,80,d)	(s,●,d)
	Conf. C		(s,80,d)	(s,●,d)

- Multi-Metrics approach to assess the SPD of a system
  - Provides a snapshot of the current state of the system
  - Metrics for SPD parameters of sensors, network, service access
  - Metrics M_1 … M_x, e.g. Network latency, Protection level

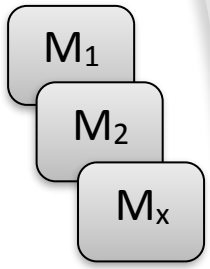

- Individual Metrics scaling $SPD_{M1}(20,5,10)$
  - Parametrisation of assessment, e.g. latency = 50 ms -> S:acceptable
  - Subjective translation into SPD severity
    - Operational ranges defined as ideal, good, acceptable, critical, failu
    - Max influence on the S,P,D value (estimate)

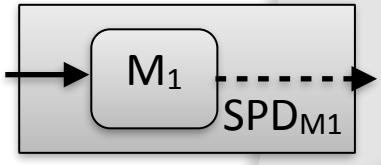

- Metrics combination to provide an SPD tripple: (60, 30, 70)

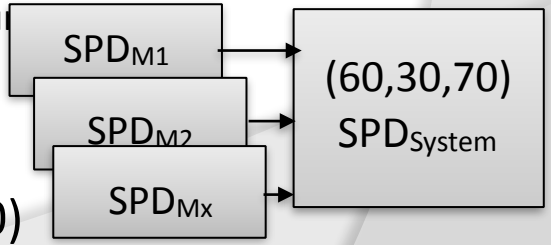

Social Mobility - Examples of Metrics

GPRS message rate metric

Parameter(sec)	0.5	1	2	5	10	20	60	120	∞
Cp	80	60	45	30	20	15	10	5	0

Encryption metric

Parameter	No encryption	Key 64 bits	Key 128 bits	Not applicable
Cp	88	10	5	0

Metrics weighting

Port (M1), $w = 100$
Communication channel (M2), $w = 100$
GPRS message rate (M3), $w = 80$
SMS message rate (M4), $w = 20$
Encryption (M5), $w = 100$

Multi-Metrics subsystem evaluation

	Criticality					SPD_P			
	C1	C2	C3	C4	Sub-Sys.		Scen. 1	Scen. 2	Scen. 3
SPD_{Goal}							(s,80,d)	(s,50,d)	(s,5,d)
Multi-Metrics Elements	M1	M2	M3 ∩ M4	M5	C1... ∩ ...C4				
Conf. A	30	20	0	5	17	83	🟢	🔴	🔴
Conf. B	61	20	4	5	32	68	🟡	🟡	🔴
Conf. C	41	20	9	5	23	77	🟢	🟡	🔴
Conf. D	82	41	2	10	45	55	🟡	🟢	🔴
Conf. E	82	41	18	10	45	55	🟡	🟢	🔴
Conf. F	83	41	27	10	47	53	🟡	🟢	🔴
Conf. G	82	42	4	88	70	30	🔴	🟡	🔴
Conf. H	82	42	40	88	73	27	🔴	🟡	🔴
Conf. I	83	42	72	88	Alarm	21	🔴	🟡	🟡

Conclusions

- SHIELD is the security methodology developed through JU Artemis/ECSEL
- Security, Privacy, and Dependability (SPD) assessment
- Social Mobility Use-Case: loan a car
  - «behave» - full privacy awareness -> SPD_{goal} = (s,**80**,d)
  - «speeding» - limited privacy -> SPD_{goal} = (s,**50**,d)
  - «accident» - no privacy -> SPD_{goal} = (s,**5**,d)
- 11 configurations assessed
  - 2 satisfy «behave», 3 satisfy «speeding», 0 satisfies «accident»
- Goal: apply SHIELD methodology in various industrial domains

Appendix

Run-Through Example

Configurations
Communication Subsystem

Scenario 1 "privacy"	*Conf. A*	*SSH*
	Conf. B	*SSH + SNMP trap*
	Conf. C	*SSH + SNMP*
Scenario 2 "parents"	*Conf. D*	*SSH + SNMP trap + SMS*
	Conf. E	*SSH + SNMP trap + SMS*
	Conf. F	*SSH + SNMP trap + SNMP + SMS*
Scenario 3 "emergency"	*Conf. G*	*SSH + SNMP trap + SMS*
	Conf. H	*SSH + SNMP trap + SMS*
	Conf. I	*SSH + SNMP trap + SNMP + SMS*

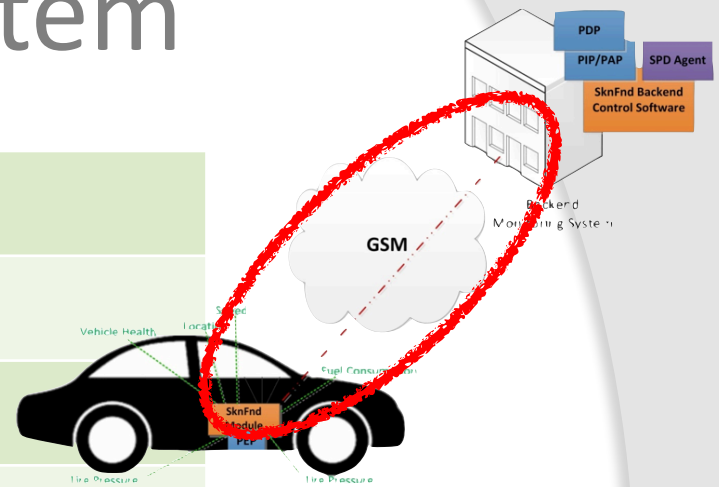

Multi-Metrics$_{v2}$ - system composition

» here: communication sub-system vehicle <-> backend

- Port metric
- Communication channel
- GPRS message rate
- SMS rate
- Encryption

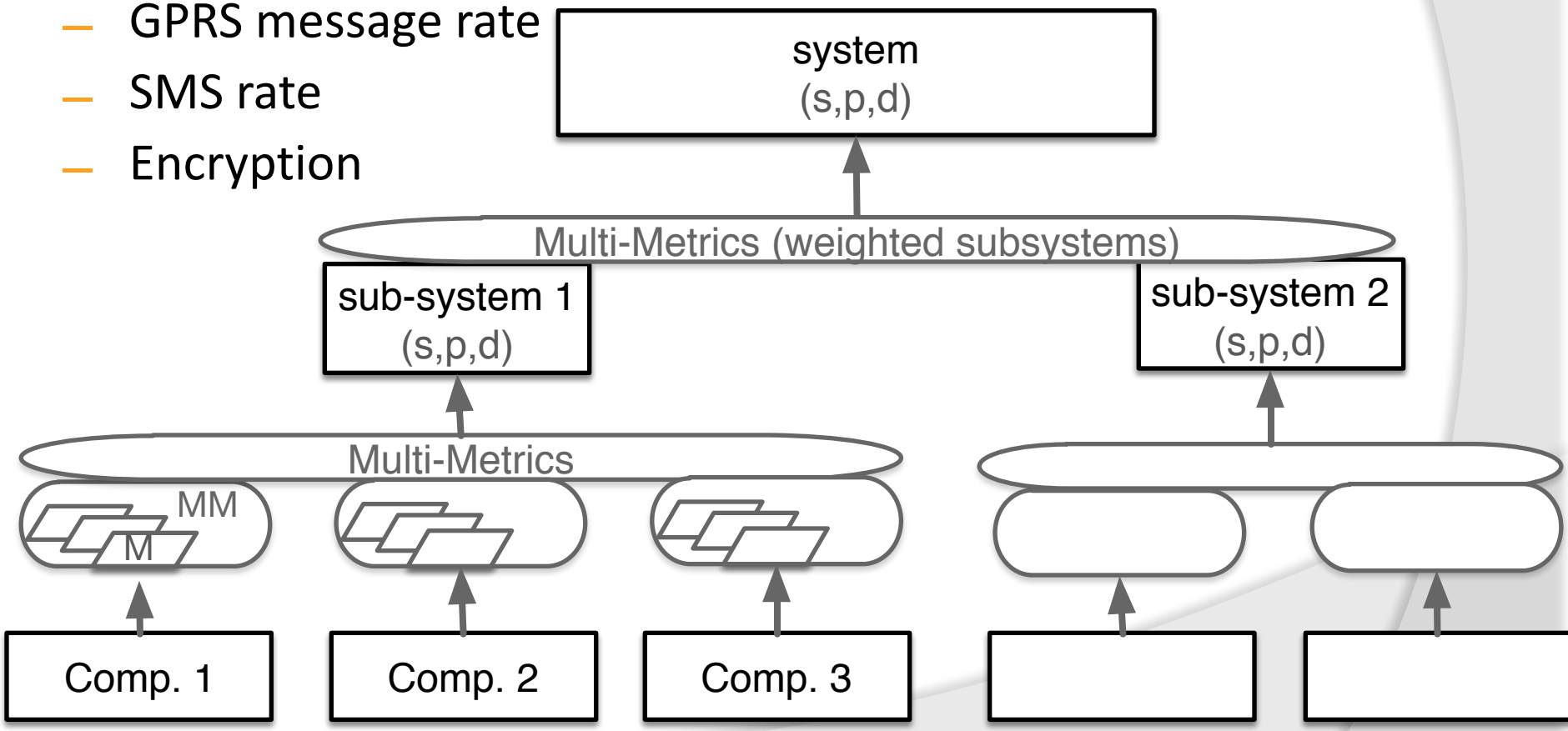

Metrics & weight (only privacy)

1) Port metric, weight w_p=40

	Cp	SPDp
SNMP (UDP) 161 in the ES	40	60
SNMP trap (UDP) 162 in the BE	60	40
SSH (TCP) 23 in the ES	30	70
SMS	80	20

2) Communication channel metric, weight w_p=20

	Cp	*SPDp*
GPRS with GEA/3	*20*	*80*
SMS over GSM with A5/1	*40*	*60*

3) GPRS message rate metric w_p=80

message delay	*Cp*	*SPDp*
0.5 sec	*80*	*20*
1 sec	*60*	*40*
2 sec	*45*	*65*
5 sec	*30*	*70*
10 sec	*20*	*80*
20 sec	*15*	*85*
60 sec	*10*	*90*
120 sec	*5*	*95*
No messages	*0*	*100*

4) SMS message rate metric w_p=20

0,1, or 2 messages SPDp=90-100

5) Encryption metric w_p=60

	Cp	*SPDp*
No encryption	*88*	*12*
Key 64 bits	*10*	*90*
Key 128 bits	*5*	*95*
Not applicable	*0*	*100*

Metrics analysis

		Metric 1	Metric 2	Metric 3	Metric 4	Sum	Cp	SPDp
Scenario 1 "privacy"	Conf. A	232	52	0	10	294	17	**83**
	Conf. B	**960**	52	4	10	1 025	32	68
	Conf. C	434	52	18	10	513	23	77
Scenario 2 "parents"	Conf. D	**1 735**	217	1	39	1 992	45	55
	Conf. E	1 735	217	73	39	2 064	45	55
	Conf. F	1 778	217	165	39	2 198	47	53
Scenario 3 "emergency"	Conf. G	1 735	228	4	2 998	4 964	70	30
	Conf. H	1 735	228	361	2 998	5 322	73	27
	Conf. I	**1 778**	228	1 171	**2 998**	6 174	79	**21**

sum of weight: 155